






**Theme:** Back to School/All About Me- Children introduce themselves.

**Letter Intro:** Letters A-Z **Number Focus:** 0-5 **Shape Focus:** Circle **Color Focus:** Blue **Sight Words:** I, see, a  
**Theme Vocabulary:** book, classroom, crayons, school, scissors, teacher

**Parent Involvement:** Anna's Bananas Daycare & Preschool is CLOSED on Monday, September 1st in observance of Labor Day.

Wednesday		Friday	
Meeting Time	<b>Kindness Pledge</b> <b>Thematic Song:</b> <b>"The Wheels on the Bus"</b> The wheels on the bus go round and round Round and round, round and round The wheels on the bus go round and round All through the town. (Roll hands over each other) Other Verses: The wipers on the bus go "Swish, swish, swish"..." The door on the bus goes open and shut..." The horn on the bus goes "Beep, beep, beep"..." The gas on the bus goes "Glug, glug, glug"..." The baby on the bus says, "Wah, wah, wahi!"..." The people on the bus say, "Shh, shh, shh!"..." The mommy on the bus says, "I love you"..." <b>Calendar:</b> Identify, create, complete, and extend an AB pattern using colors. Identify today, yesterday, and tomorrow. Say the date in sentence form. <b>Weather:</b> Identify the season and weather. <b>100's Cart:</b> Introduce one number each day, starting with the number 1. After 100 days of school, the children will have counted to 100.	<b>Coins:</b> Recognize and name money (penny, nickel, dime, quarter). <b>Focus of the Week:</b> Discuss the focus of the week including the Letter, Number, Shape, Color, and Sight Words. <b>Social/Emotional Development:</b> Concept: Self-esteem and Expressing Feelings Directions: Have children sit in a large circle formation. Stand up and say: <b>My name is _____ - ____ . I am feeling (excited) today.</b> Encourage children to take turns standing up and share how they are feeling. Ask: Who is feeling (happy) today? Why?	<b>Kindness Pledge</b> <b>Thematic Song:</b> "The Wheels on the Bus" <b>Calendar:</b> Identify, create, complete, and extend an AB pattern using colors. Identify today, yesterday, and tomorrow. Say the date in sentence form. <b>Weather:</b> Identify the season and weather. <b>100's Cart:</b> Introduce one number each day, starting with the number 1. After 100 days of school, the children will have counted to 100. <b>Coins:</b> Recognize and name money (penny, nickel, dime, quarter). <b>Focus of the Week:</b> Discuss the focus of the week including the Letter, Number, Shape, Color, and Sight Words. <b>Literacy: Where the Bear?</b> Materials: paper cups, marker, bear counter <b>Preparation:</b> The teacher will label plastic cups with sight words. (It is not necessary to write directly on the cup if using labels or tape. <b>Directions:</b> The teacher will then turn them over the cups and hide a bear underneath one cup. Next, the students take turns reading a word. The teacher will pick up the cup of the word that was read to see if the bear is under the word.
	<b>Story</b> Themed Story	<b>Story</b> Themed Story	
	<b>Art</b> <b>Portfolio Project: Name Art</b> Materials: - My name is _____ letters long. Pattern - scissors - pencil - daubers - construction paper 	<b>Art</b> <b>Apple Craft</b> Materials: - red, green, brown, & white construction paper - black paint - scissors 	
	<b>Table Activities</b> <b>Language Arts:</b> ABC Express Learning Page (Letter Recognition)	<b>Table Activities</b> <b>Handwriting:</b> Name Rainbow Writing Materials: - Name Rainbow Writing Learning Page - markers	
Skill of the Day	<b>Physical Fitness:</b> M- Catch a Brain Wave CD W- Start to Finish Obstacle Course F- Parachute <b>Music:</b> MWF- Rhythm Sticks Rock! CD	<b>Physical Fitness:</b> M- Bean Bag Activities CD W- Ribbon Dance Wrist Bands F- Parachute <b>Music:</b> MWF- Rhythm Sticks Rock! CD	<b>Physical Fitness:</b> M- Musical Scarves CD W- Animal Hop Sacks F- Parachutes <b>Music:</b> MWF- Rhythm Sticks Rock! CD
	<b>Reading:</b> Defining the terms <i>author</i> and <i>illustrator</i> . Also locating the cover of the book, title, author's name, illustrator's name, and title page.	<b>Writing:</b> Children will practice writing their name and identifying the letters within their name.	